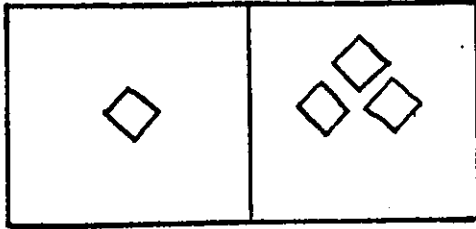


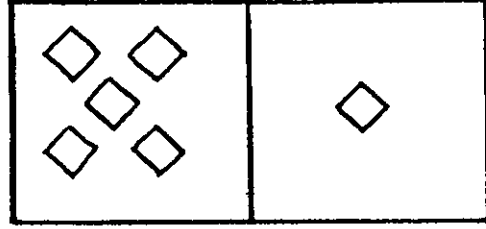
T, [ å ~ | ^ •  
í ð ð ð

Ü ^ c ã ð }

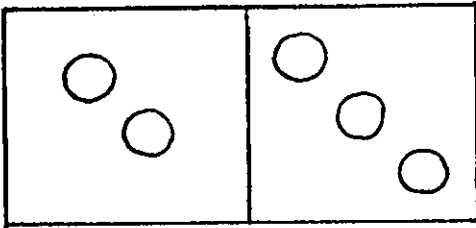
Write the number sentences.



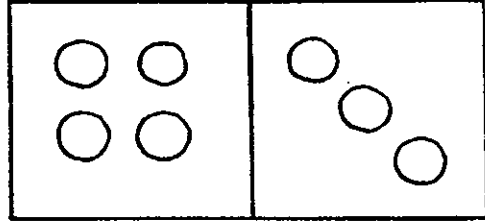
$$1 + 3 = 4$$



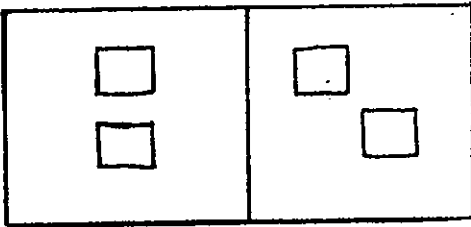
$$\underline{\quad} + \underline{\quad} = \underline{\quad}$$



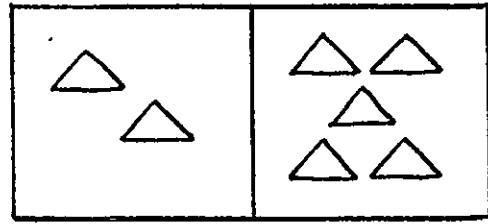
$$\underline{\quad} + \underline{\quad} = \underline{\quad}$$



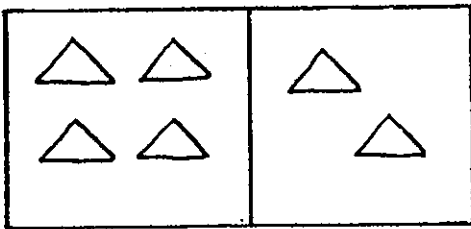
$$\underline{\quad} + \underline{\quad} = \underline{\quad}$$



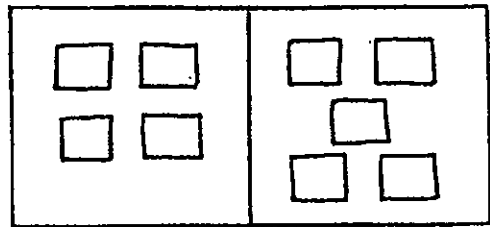
$$\underline{\quad} + \underline{\quad} = \underline{\quad}$$



$$\underline{\quad} + \underline{\quad} = \underline{\quad}$$



$$\underline{\quad} + \underline{\quad} = \underline{\quad}$$

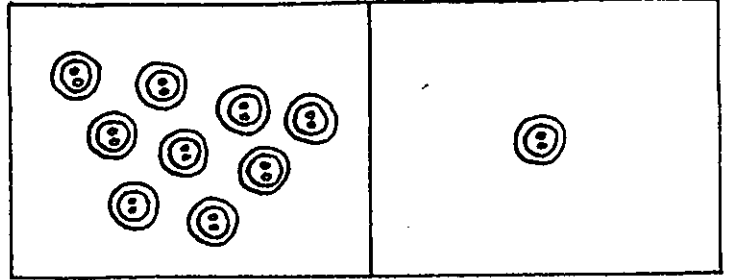



$$\underline{\quad} + \underline{\quad} = \underline{\quad}$$



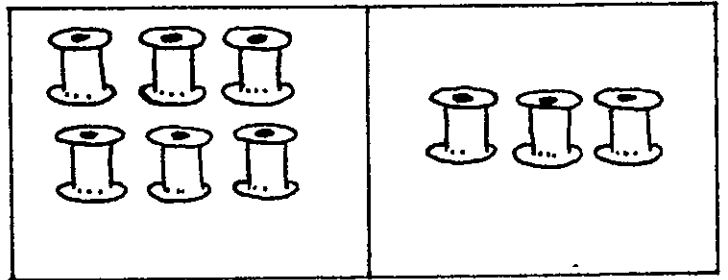
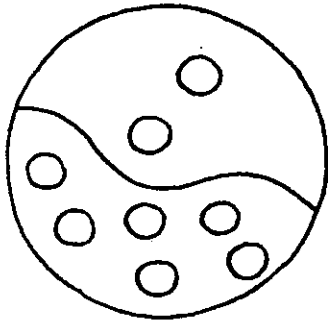
1. Colour the shapes.
2. Get a domino. Write the number sentence about it. Do some more.

Write the number sentences.

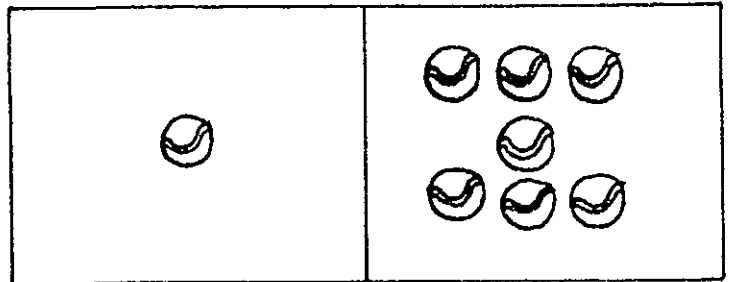



5 + 3 = 8

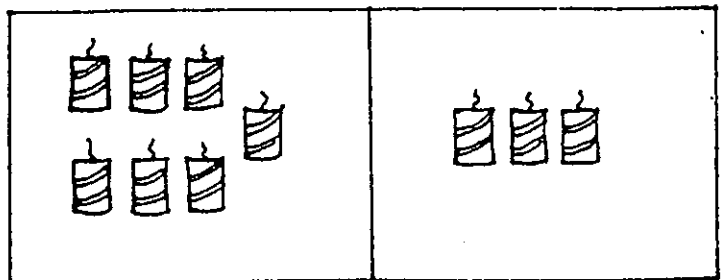
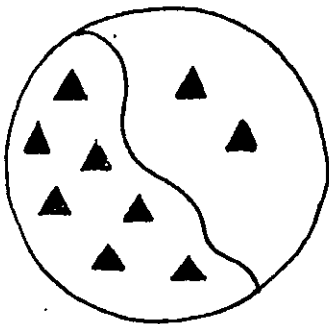
-----



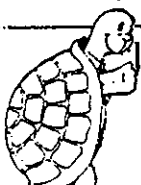
-----



-----



-----





Colour the shapes and pictures.

Count the fish. Colour 1 fish.  
How many fish not coloured? .....



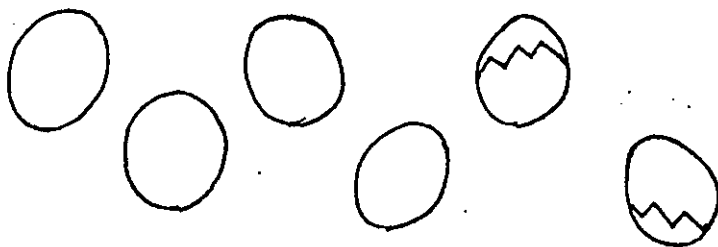
Count the marbles. Cross out 3 marbles.  
How many marbles left? .....



How many flags? .....

How many broken? .....


How many left? .....



How many eggs? .....

How many cracked? .....

How many not cracked? .....



How many apples? .....

How many eaten? .....


How many left? .....

# Subtraction number sentences 6.N.22

I had 5 flowers  
but 2 died



I had 3 flowers left




$$5 - 2 = 3$$

We had ... apples  
we ate ---



We had --- left.



$$\text{---} - \text{---} = \text{---}$$

Tom had --- boats  
but --- sunk  
He had --- left.



$$\text{---} - \text{---} = \text{---}$$

I had --- ice creams  
I ate ---



I had --- ice creams left.



$$\text{---} - \text{---} = \text{---}$$

○	● ●
○	● ●

○ ○	●
○ ○	●

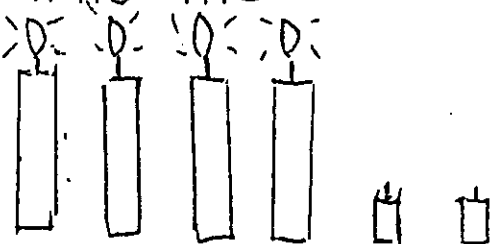
○ ○	●
○ ○	

○	● ● ●
○	● ●

○	
---	--


○ ○	● ● ● ●
○ ○	● ●

Write the subtraction



$$\text{---} - \text{---} = \text{---}$$

number sentence



$$\text{---} - \text{---} = \text{---}$$

What is the number before?

	19
	24
	36
	17
	49
	34
	29

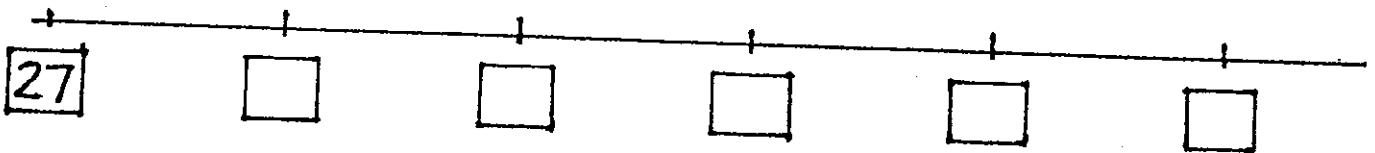

What is the number after?

31	
14	
27	
49	
19	
21	
34	

Add one more to these number

49	
27	
15	
41	
33	
29	
8	

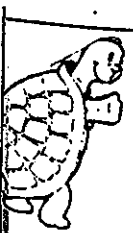
Fill in the number lines.



Rewrite the numerals, putting them in order.

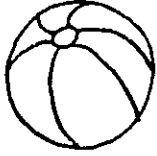









49, 36, 12, 45, 29, 8, 15, 37, 20,

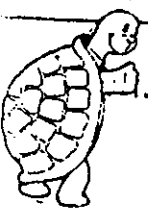
— , — , — , — , — , — , — , — , — , — ,



From the pack of 0-50 cards pick out 10 cards. See how quickly you can put them into correct order. Copy the numbers. Choose another 10 cards. Put them in order. Begin with the largest number.

Use a ruler to rule a line from each object to the correct numeral and word to show the order. The first object is the star.

2nd.		third
5th.		seventh
8th.		fifth
1st.		ninth
3rd.		first
6th.		fourth
4th.		eighth
10th.		second
7th.		sixth
9th.		tenth



Colour the pictures.

1				5					10
11			14					19	
	22					27			
			34				38		40
		43			46				
51								59	
	62			65		67			
			74					79	
		83					88		

Fill in the missing numbers on the grid.  
Cut out the jigsaw pieces on the back page and paste on their matching place on this page.

Rewrite these numbers in order.

27, 94, 65, 32, 48, 88, 77, 13  
13, —, —, —, —, —, —, —, —

65, 89, 35, 76, 73, 59, 12, 44, 60  
 —, —, —, —, —, —, —, —, 89

40, 70, 30, 90, 50, 100, 20,  
 —, —, —, —, —, —, —, —, —



Make another grid with numbers 1 to 100.

Turn it into a snakes and ladders game. Colour



Say the first number in each row. Finish the row.


10	11	12								
25	26									
36										
19										
27										
29										

Fill in the missing numerals.

16, 17, —, —, 20, 21, —, —, —, 25,  
 29, —, —, 32, —, —, —, 36, —, —.

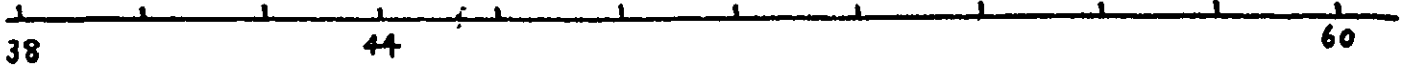
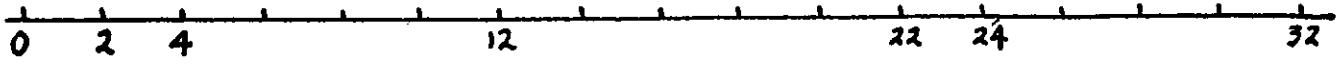
Now go backwards.

49, 48, —, —, 45, 44, —, —, —, —.  
 37, —, 35, 34, —, —, —, —, 29, —.

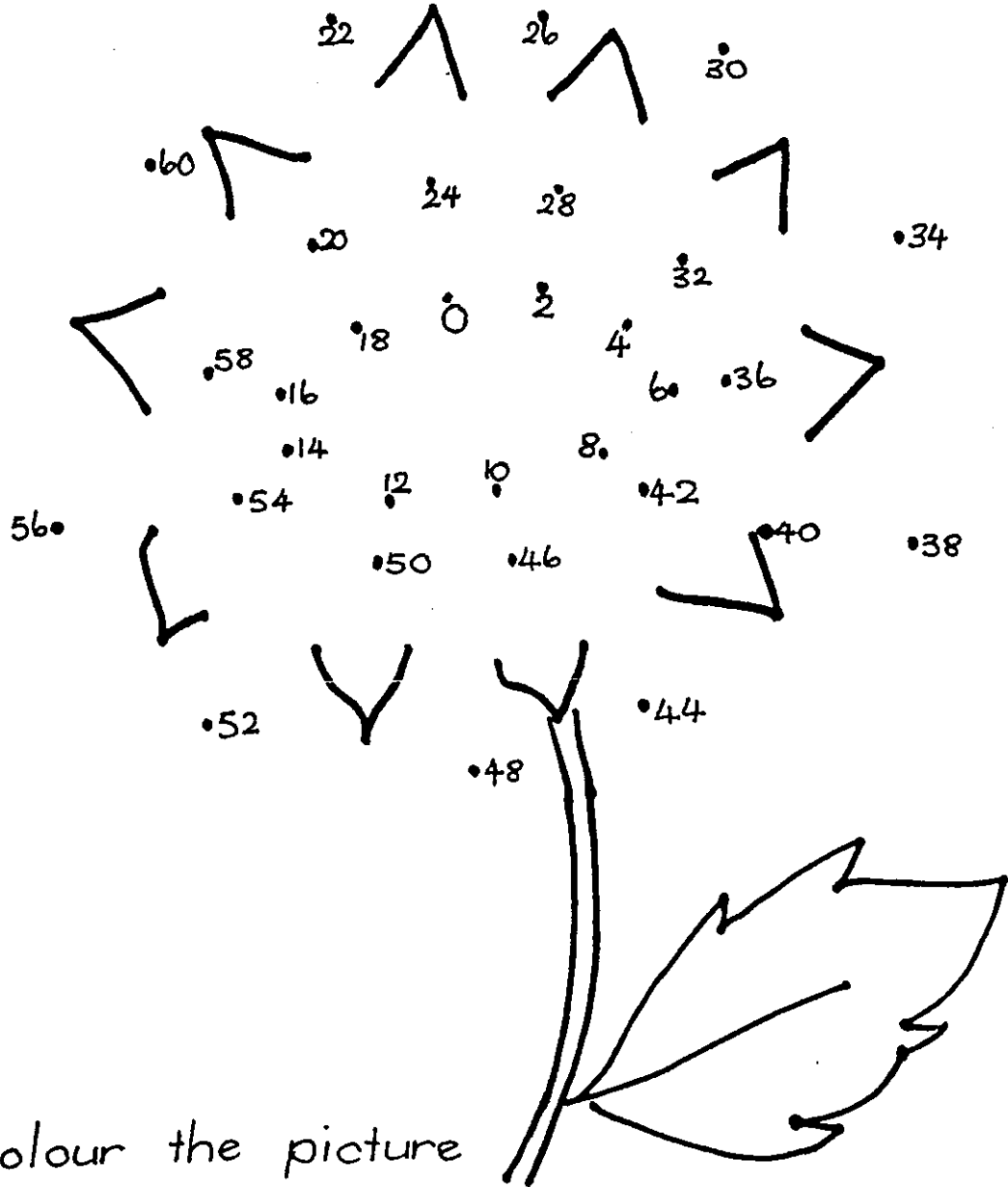


Play the Space Race at the back of the book. Colour the rockets in bright colours. Add some space men to your picture.

(A) Fill in the missing numerals on the number line.



Join the dots, starting with zero, counting by twos.



Colour the picture



Draw a dot-to-dot picture of your own with numbers counting by two. Change with a friend and join the

Put 5 spots on each end of the dominoes.  
Count by fives.  
How many spots altogether? \_\_\_\_\_

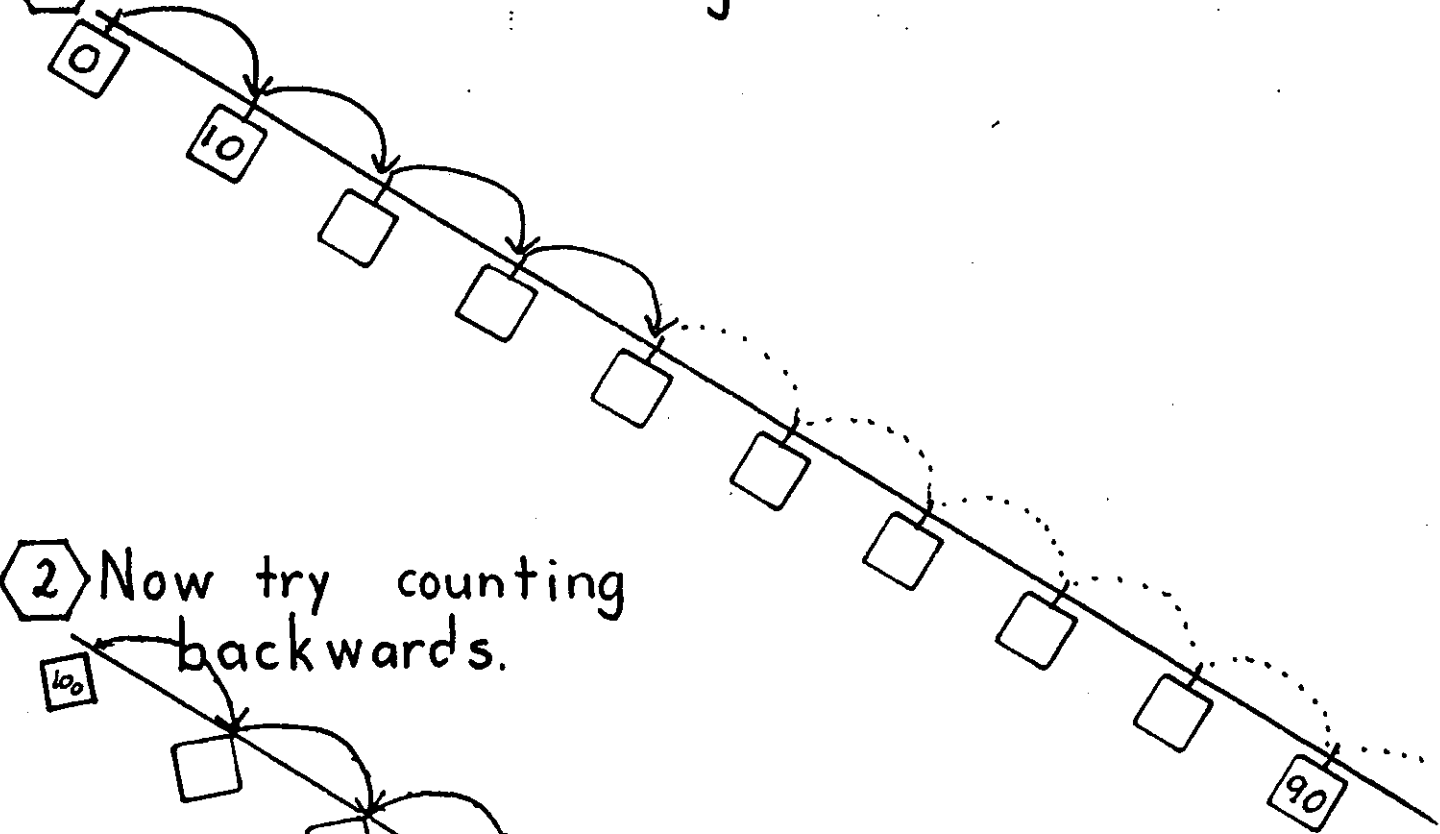
Counting by fives, follow the maze through the number five.

10	30	10	5	20
16	15	40	15	0 ←
22	20	30	14	2
25	26			
20	30			

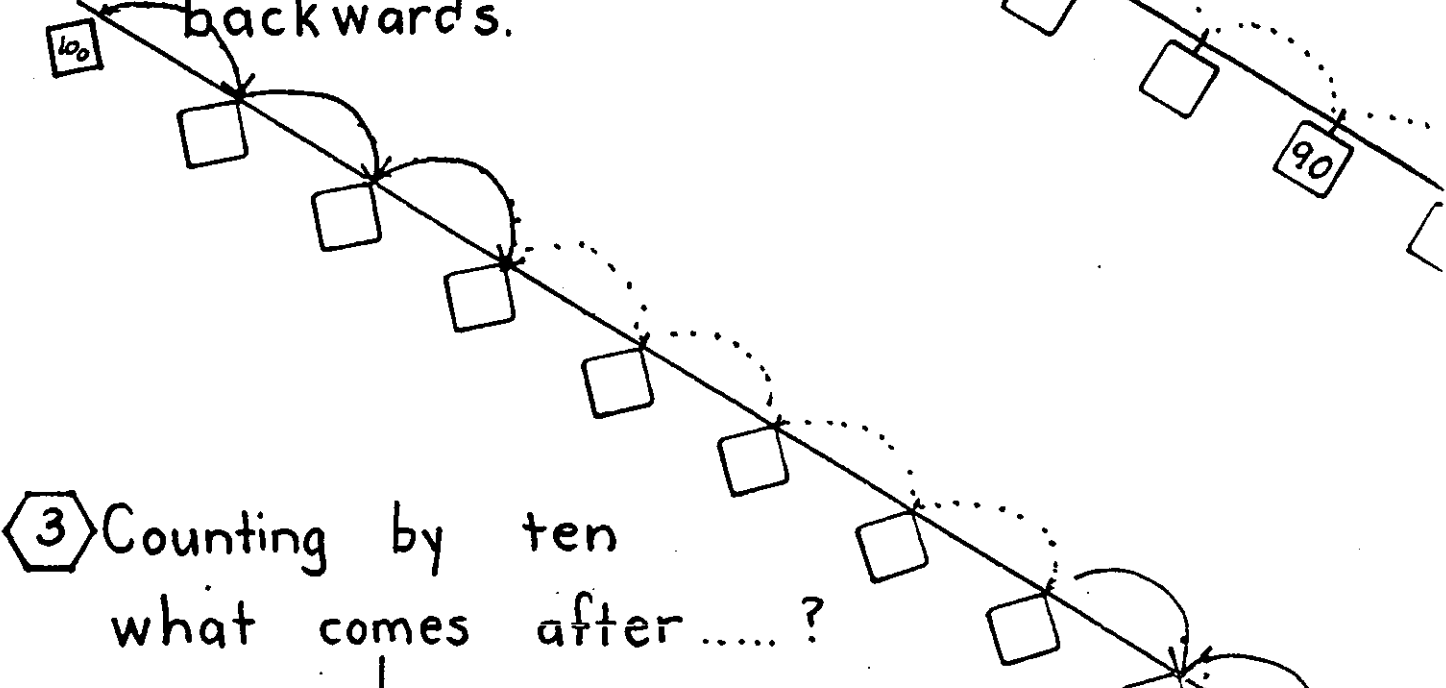
  


Draw a maze of your own. Put in the numbers and see if your friend can follow the numbers through to the end.

1 Fill in the missing numerals.



2 Now try counting backwards.



3 Counting by ten what comes after.....?

30	_____
50	_____
80	_____
60	_____
90	_____



From a magazine find, cut out and paste 10 faces, 10 feet, 10 hands, 10 fruits, on a large piece of paper. You may work in pair

Put these numbers into their correct boxes.  
 7, 26, 39, 44, 80, 32, 50, 66, 37, 77, 97, 100, 86, 83,

odd numbers

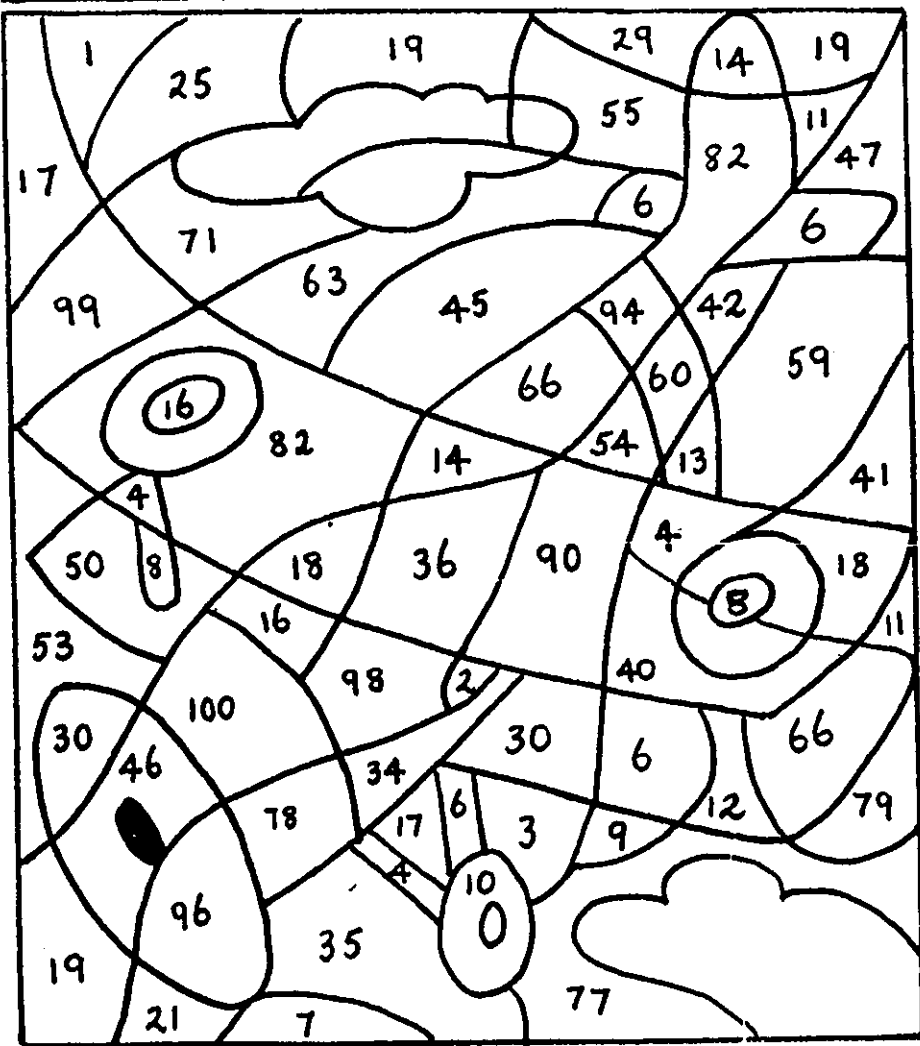
---

Add 5 more odd numbers of your own.

even numbers

---

Add 5 more even numbers of your own.



Colour the even-numbered areas yellow.  
 Colour the odd-numbered areas blue.



Take a pack of numbered cards. Jumble them up. See how quickly you can sort them into odd and even stacks. Get your teacher to check them.

- ① Twenty-three is \_\_\_\_\_ groups of ten and \_\_\_\_\_ unit  
 Fifty-four is \_\_\_\_\_ groups of \_\_\_\_\_ and \_\_\_\_\_  
 Eighty-nine is \_\_\_\_\_ groups of ten and \_\_\_\_\_ ones  
 Ninety is \_\_\_\_\_ groups of \_\_\_\_\_ and \_\_\_\_\_ ones

②

	Tens	Units
43 is equal to	.....	.....
60 is equal to	.....	.....
78 is equal to	.....	.....
81 is equal to	.....	.....

- ③
- 5 tens and 4 units = 54  
 7 tens and 5 units = .....  
 4 tens and 0 units = .....  
 9 tens and 9 ones = .....  
 8 tens and 1 unit = .....  
 3 tens and 8 units = .....

- ④
- 64 = 6 tens and 4 units  
 70 = \_\_\_\_\_  
 52 = \_\_\_\_\_  
 25 = \_\_\_\_\_



Draw a picture to show 8 bags of marbles with 10 in each and 4 marbles left on the table.

Using 1-100 Number Chart.

① Add 5 to these numbers on the chart.

42 \_\_\_\_\_

67 \_\_\_\_\_

85 \_\_\_\_\_

56 \_\_\_\_\_

49 \_\_\_\_\_

36 \_\_\_\_\_

68 \_\_\_\_\_

93 \_\_\_\_\_

21 \_\_\_\_\_

② What numbers come between these?

38 and 42    38, \_\_\_\_\_, \_\_\_\_\_, \_\_\_\_\_, 42

48 and 52    48, \_\_\_\_\_, \_\_\_\_\_, \_\_\_\_\_, 52

68 and 72    68, \_\_\_\_\_, \_\_\_\_\_, \_\_\_\_\_, 72

88 and 92    88, \_\_\_\_\_, \_\_\_\_\_, \_\_\_\_\_, 92

53 and 57    53, \_\_\_\_\_, \_\_\_\_\_, \_\_\_\_\_, 57

73 and 79    73, \_\_\_\_\_, \_\_\_\_\_, \_\_\_\_\_, \_\_\_\_\_, \_\_\_\_\_

③ Thirty comes between .... and .....

50 comes between ..... and .....

80 comes between .... and .....

70 comes between .... and .....

90 comes between ..... and .....

38 comes between ..... and .....

51 comes between .... and .....



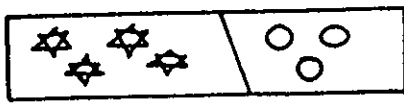
Use the 1-100 Number Chart.

Play with a friend.

Start on 1. Throw your dice.

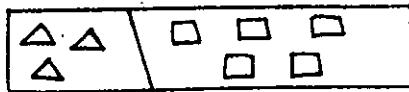
Move your marker that many places.

Write the addition and the subtraction sentence:



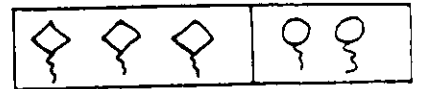
$$4 + 3 = 7$$

$$7 - 3 = 4$$




$$\underline{\quad} + \underline{\quad} = \underline{\quad}$$

$$\underline{\quad} - \underline{\quad} = \underline{\quad}$$



$$\underline{\quad} + \underline{\quad} = \underline{\quad}$$

$$\underline{\quad} - \underline{\quad} = \underline{\quad}$$



\_\_\_\_\_

\_\_\_\_\_



\_\_\_\_\_

\_\_\_\_\_



\_\_\_\_\_

\_\_\_\_\_

Complete the table.

start	7	3	9	5	6
add	+3	+5	+1	+4	+2
equals	10				
subtract	-3	-5	-1	-4	-2
finish.	7				



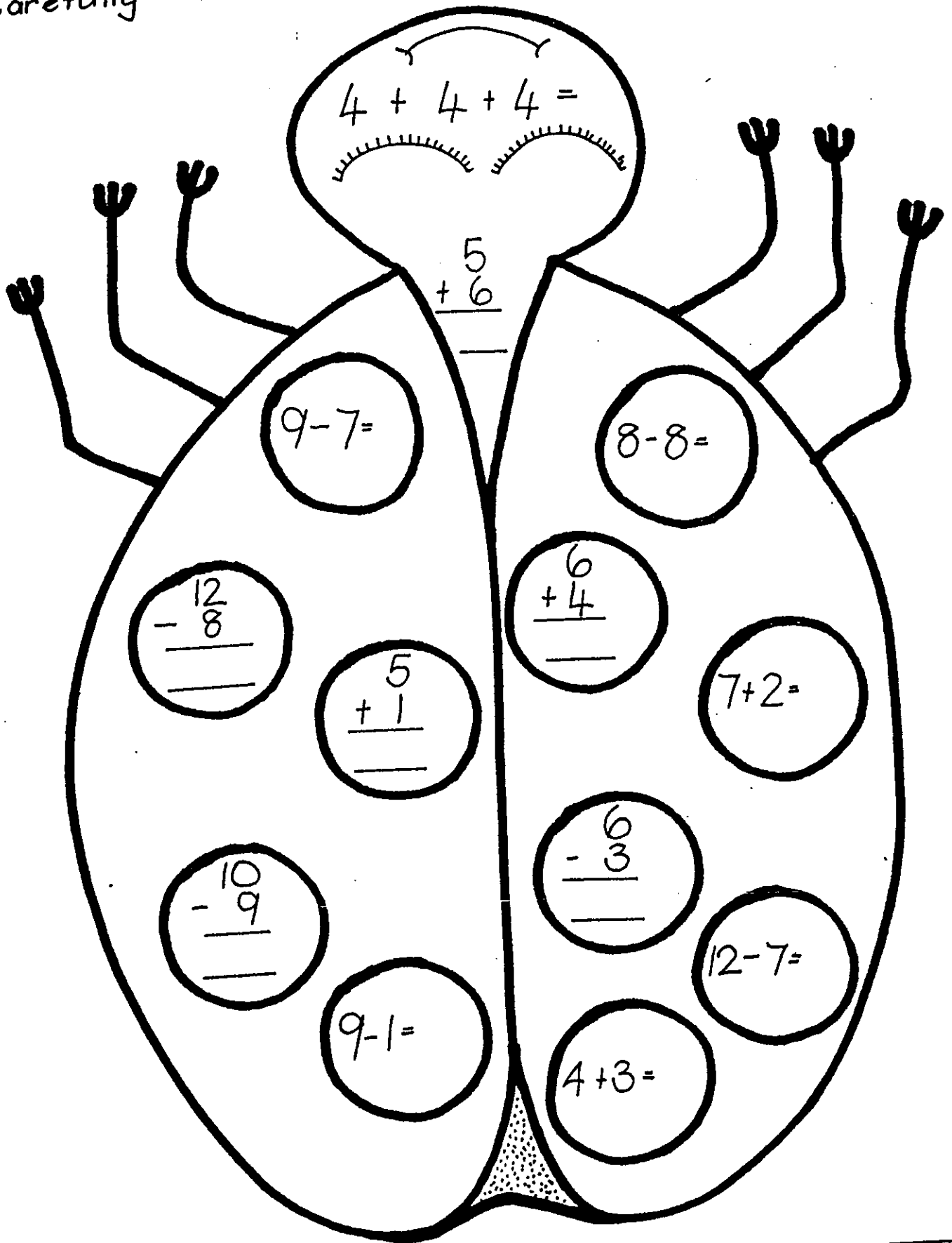
Use unifix cubes.

Make addition and subtraction problems about

10, 9, 6, 3, 5, 7.



Carefully work out these number sentences.




Use some paper.  
Re-write these number sentences.

# Measure lengths in centimetres

8.11.55


Measure and record the length in centimetres.  
Colour the second longest creature red and the shortest creature blue.



----- cms.



----- cms.



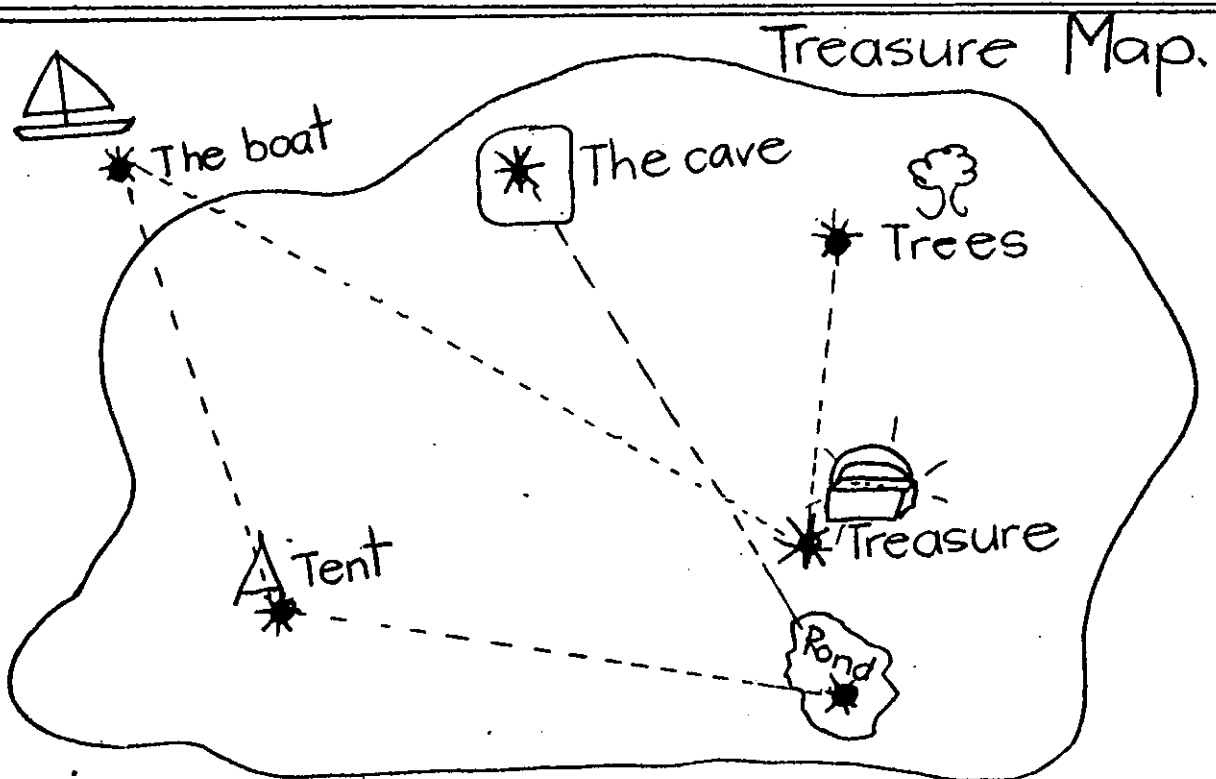
----- cms.



----- cms



----- cms



1. How many centimetres from the boat to the tent? ---
2. How many centimetres from the pond to the cave? ---
3. How many centimetres from the treasure to the trees? ---
4. How many centimetres from the boat to the treasure? ---
5. How many centimetres from the pond to the tent? ---
6. What is closer to the treasure, the trees or the cave? -----
7. Is the boat or the pond closest to the tent? -----

① Circle the numerals which are greater than

54

47            92  
 48            29            59  
 72            55            64            39  
 99            17            4            86

② Circle the numerals which are greater than

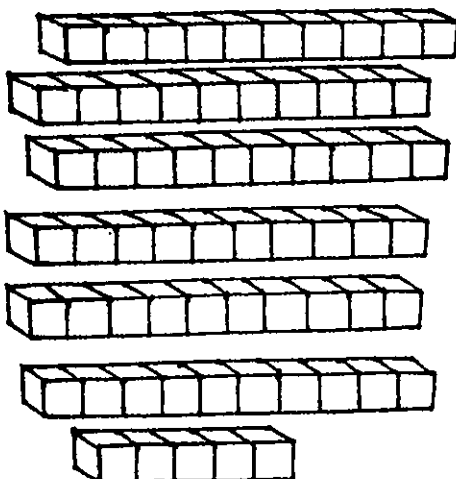
70

86            80            24  
 55            79            95  
 71            91  
 36            85  
 76            43  
 67            9  
 16

③ Write the number before and the number after.

\_\_\_\_, 57, \_\_\_\_            \_\_\_\_ , 76, \_\_\_\_            \_\_\_\_ , 95, \_\_\_\_  
 \_\_\_\_ , 89, \_\_\_\_            \_\_\_\_ , 70, \_\_\_\_            \_\_\_\_ , 65, \_\_\_\_  
 \_\_\_\_ , 50, \_\_\_\_            \_\_\_\_ , 86, \_\_\_\_            \_\_\_\_ , 99, \_\_\_\_

④ Write the numeral I have made with blocks.




See how quickly you can put the number cards 50-100 in order. Choose a number card from a jumbled heap and find the card before and after.

Measurement in Combination

Put a  on the 

Make it 4 cm long



# Money

Amounts to 50c

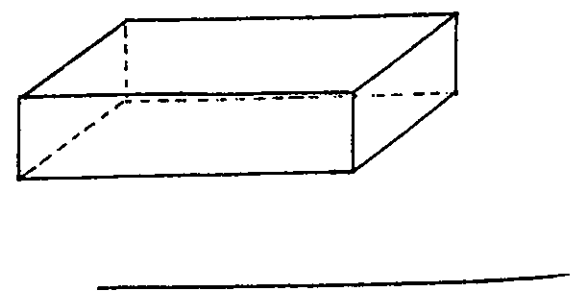
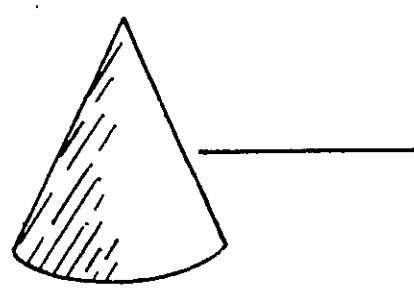

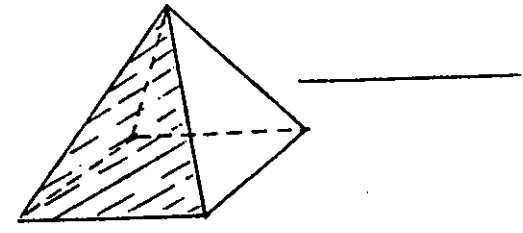
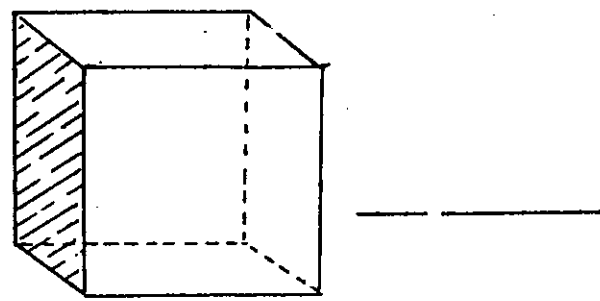
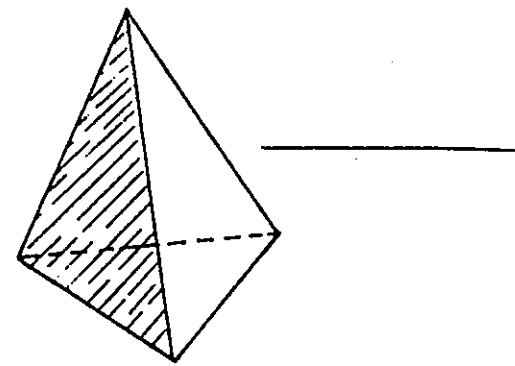

Write the amounts in cents.



Recognition of solids

Cone, cube, pyramid, rectangular solid, cylinder

Name the solids.



Using plasticine, make models of these solids.






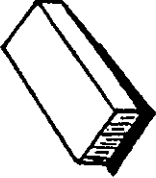

Copy their names onto small pieces of card.

# Summary of solids

21

7.5.20.

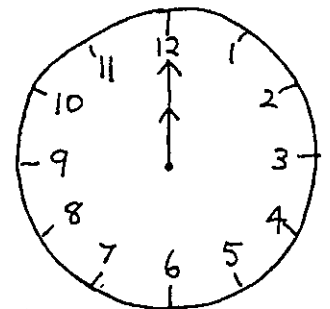
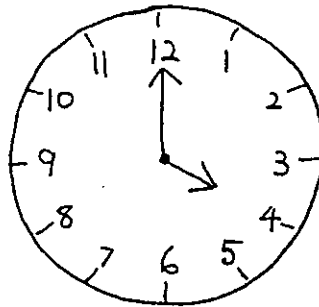
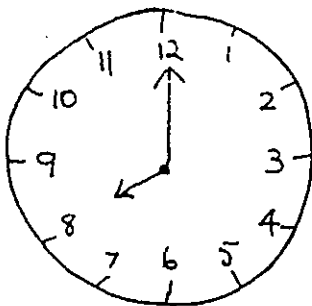
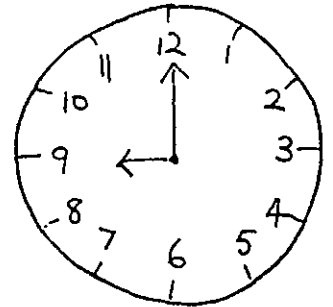
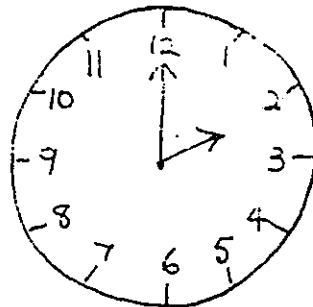
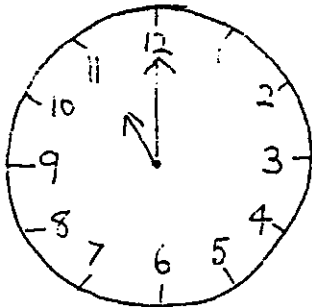
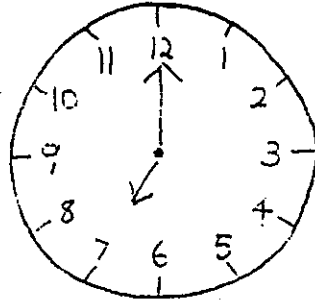
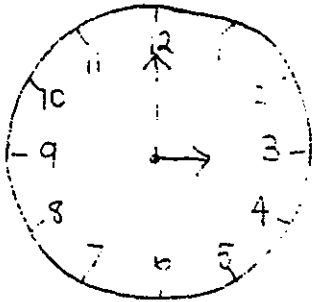
(Using the solids, if necessary)

						
						
						
						
						
						
						
Name of solid.		Number of faces	Number of edges	Number of corners	Curved or flat surfaces	Curved or straight edges



Make your own Book of Solids with a page for each one. You may find a picture instead

What's the time, Mr. Wolf?



Use a clock stamp and make...  
1 o'clock, 5 o'clock, 6 o'clock  
and 10 o'clock.



# Months of the year.

6.M.24

Put a numeral in each box to show the order of months

September	
February	
October	
June	
March	
December	
July	
January	
April	
August	
November	
October	
May	

Write the months again in the correct order

1. January
2. \_\_\_\_\_
3. \_\_\_\_\_
4. \_\_\_\_\_
5. \_\_\_\_\_
6. \_\_\_\_\_
7. \_\_\_\_\_
8. \_\_\_\_\_
9. \_\_\_\_\_
10. \_\_\_\_\_
11. \_\_\_\_\_
12. \_\_\_\_\_

1. What months have 30 days? \_\_\_\_\_;

2. What months make up winter?

3. What month is Christmas in? \_\_\_\_\_

4. What month is your birthday in? \_\_\_\_\_

5. What is the 8th month? \_\_\_\_\_

6. What month comes after June? \_\_\_\_\_

7. What month comes before April? \_\_\_\_\_

Identify the seasons of the year.


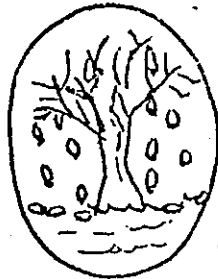
6.M.25.

Write the months of the year in order.

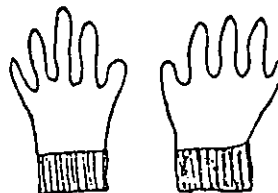

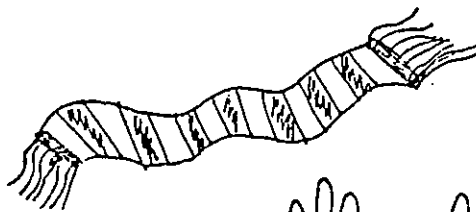
Write the number of days in each month in the boxes.

_____	<input type="text"/>	_____	<input type="text"/>
_____	<input type="text"/>	_____	<input type="text"/>
_____	<input type="text"/>	_____	<input type="text"/>
_____	<input type="text"/>	_____	<input type="text"/>
_____	<input type="text"/>	_____	<input type="text"/>
_____	<input type="text"/>	_____	<input type="text"/>

Write a season for each picture



Colour the winter clothes. Tick the summer clothes.

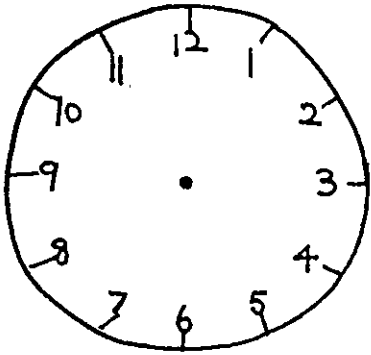


Time : 0'clock

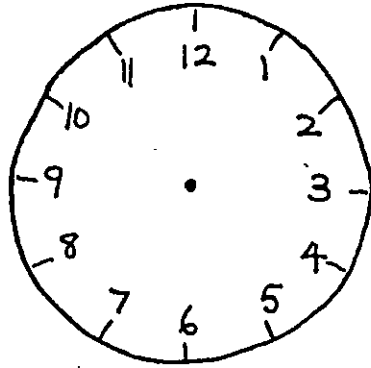
24

5.M.21

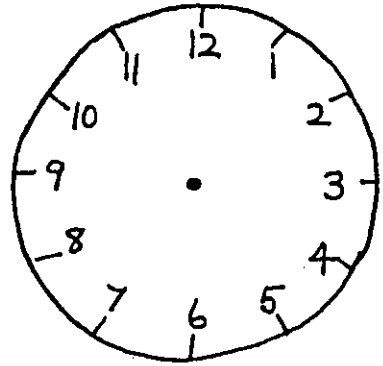
Draw in the hands to show these times.



7 o'clock

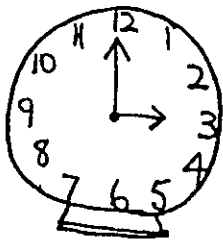


10 o'clock




1 o'clock

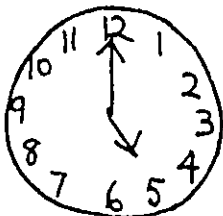
Join with a line to match the time



9 o'clock



5 o'clock

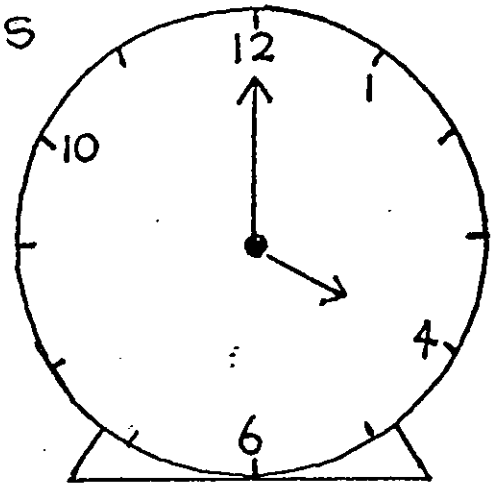
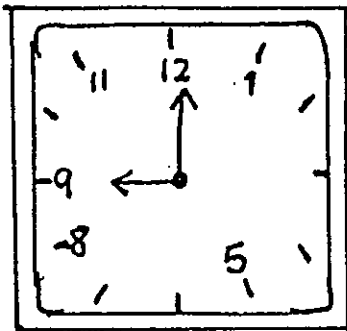


3 o'clock


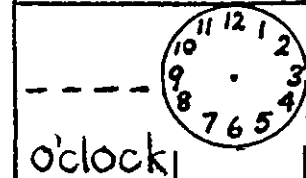
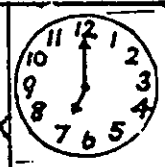
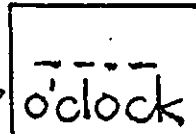



Play "clock snap"


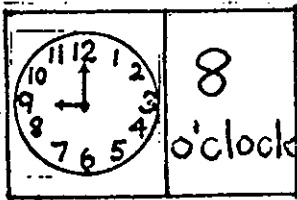
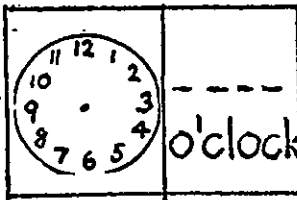
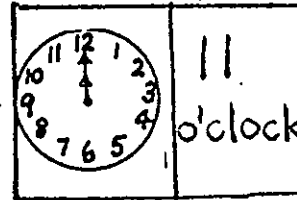
Put the missing numerals on the clockfaces






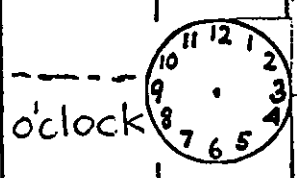
Complete the domino cards


start  →  o'clock → 3 o'clock  →  o'clock


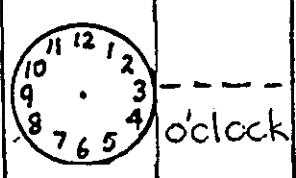

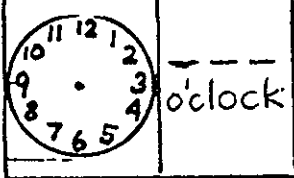


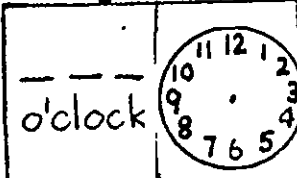
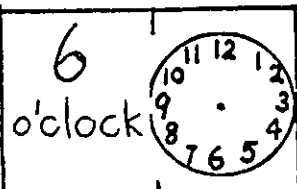
 o'clock ←  8 o'clock ←  o'clock ←  11 o'clock




2 o'clock  → 5 o'clock  →  o'clock → 10 o'clock




4 o'clock  ←  o'clock ←  1 o'clock ←  o'clock

 o'clock ←  6 o'clock → 9 o'clock Finish


Match the clock with the correct time.




Half past 12




Half past 2



Half past 10



Half past 11

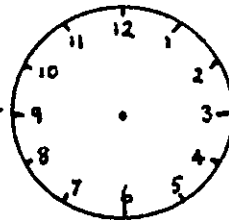


Half past 6

We have recess at half past 10.

Show it on the clock.

Write the time. \_\_\_\_\_

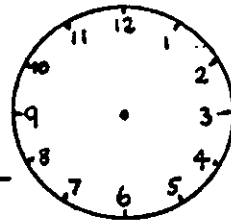


We finish lunch at half past one.

Draw the clock hands.


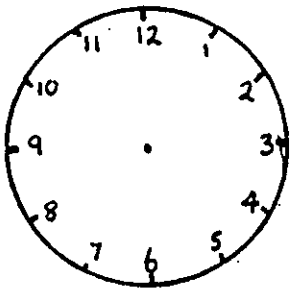
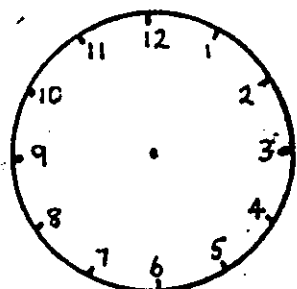


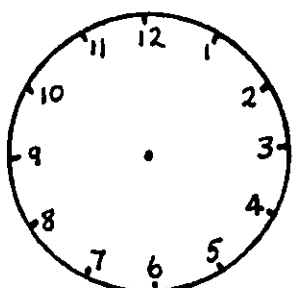
Write the time.

\_\_\_\_\_

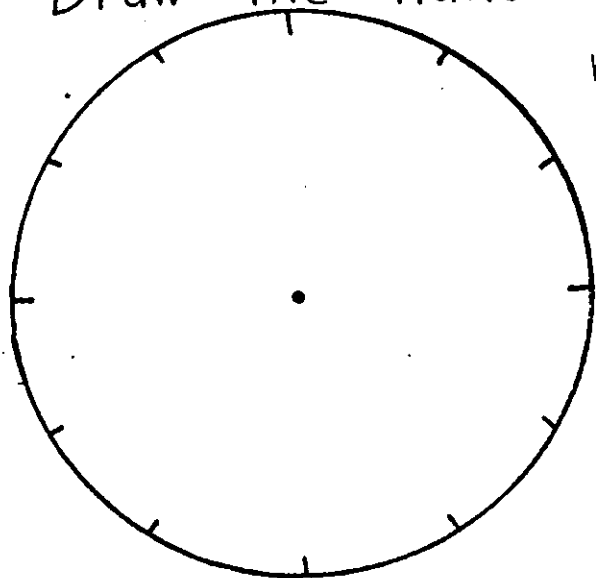


Make a book to show what you are doing at half past 6 in the morning, at half past 7, half past 8 - right through until bedtime. Draw pictures for each page.

1 Draw the hands or write the time.

		
	Half past 3	Half past 5
		
		Half past 9

2 Write the numbers on the clock.  
Draw the hands to make half past nine.



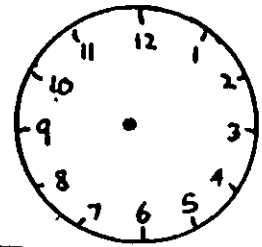
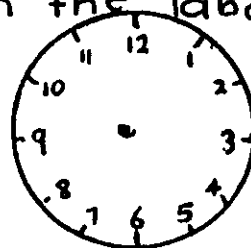
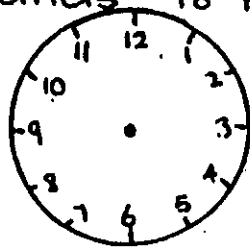
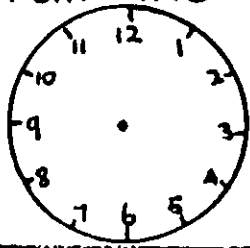
Make some cards with the clock on one end and the time on the other. Cut them in half, jumble them up and see if you can put them together again.



# Half Past in Time

7.M.27

Draw the hands to match the label.



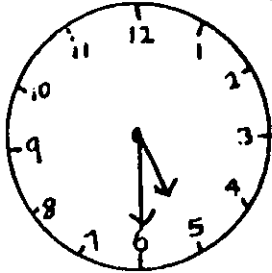
half past  
two

half past  
5

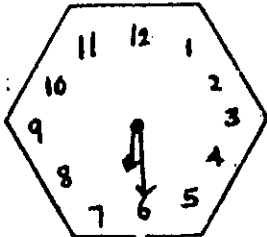
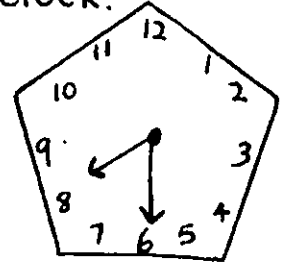
half past  
12

half past  
seven

Join the label to the matching clock.

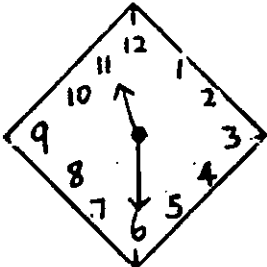
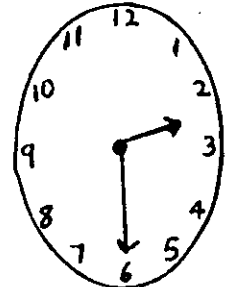


half past  
3



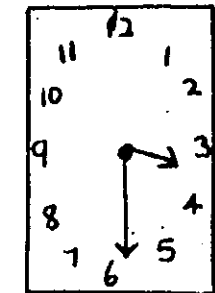
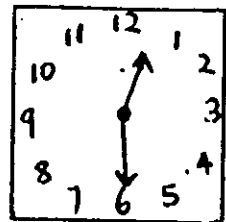
half past  
8

half past  
6



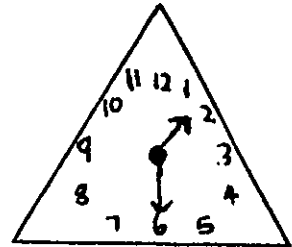
half past  
11

half past  
1



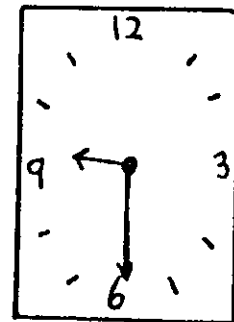

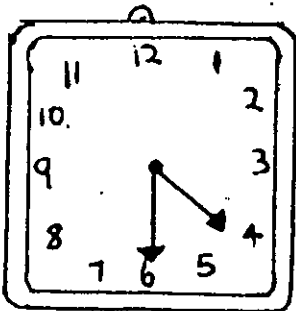
half past  
2

half past  
5

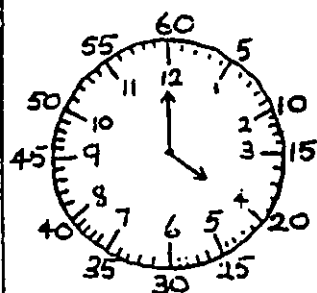


half past  
12

Write the time on each label.

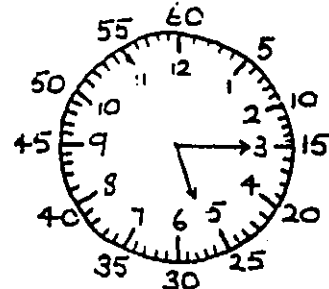


Rule a straight line to match each clockface to a label



4 o'clock

15 minutes after 5 o'clock

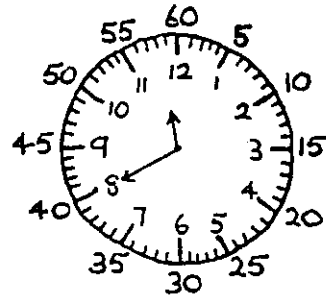
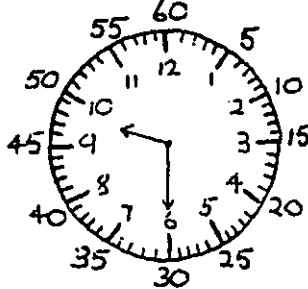
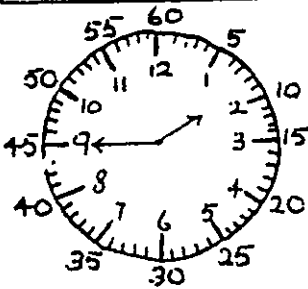
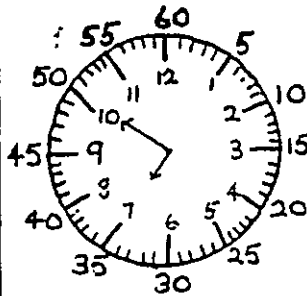


50 minutes after 6 o'clock

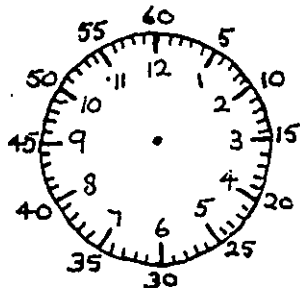
40 minutes past 11 o'clock

45 minutes after 1 o'clock

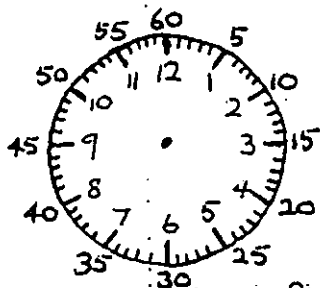
half past 9



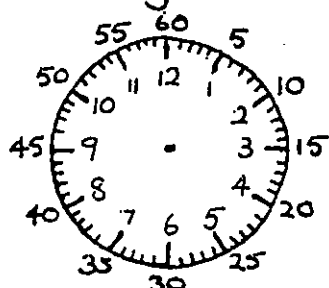
Draw hands on each clockface to match time given.



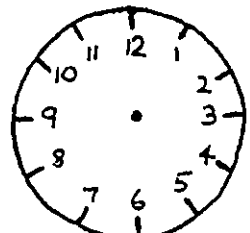
25 minutes past 9 o'clock



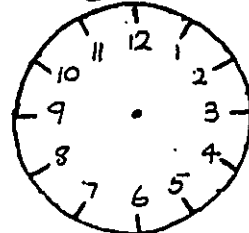
40 minutes after 3 o'clock



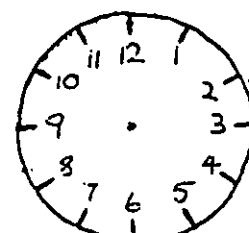
five minutes past 1 o'clock



ten minutes past 6 o'clock





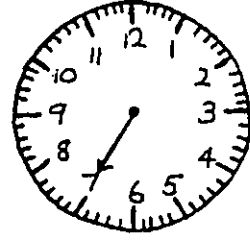
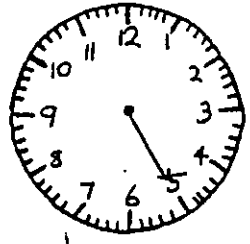
50 minutes past 2 o'clock



35 minutes past 11

Draw a line to match each label to a clockface.


Draw the missing hand on each clockface to match the label.



25 minutes past 1 o'clock

35 minutes after 11 o'clock

45 minutes after 4 o'clock



55 minutes after 6 o'clock

10 minutes past 7 o'clock



Measure these lines, and write.

\_\_\_\_\_ cm.

\_\_\_\_\_ cm

\_\_\_\_\_ cm

\_\_\_\_\_ cm

\_\_\_\_\_ cm

\_\_\_\_\_ cm

---

Ring the correct answer.

\_\_\_\_\_ 11 cm or 10 cm

\_\_\_\_\_ 4 cm or 5 cm

\_\_\_\_\_ 10 cm or 9 cm

\_\_\_\_\_ 6 cm or 7 cm

\_\_\_\_\_ 4 cm or 3 cm

\_\_\_\_\_

16 cm or 15 cm.